

2020 STUDENT SURVEY

TOBACCO & NICOTINE MISUSE BY YOUTH IN SOUTHWEST OHIO

The PreventionFIRST! (PF!) Student Survey is a youth survey administered every other year. Results of the Student Survey provide comprehensive descriptions of the self-reported drug use patterns of area youth. In addition to substance use/misuse, students are asked about gambling behaviors, school climate, and other factors associated with substance use/misuse. The following data is the results to the 2019-2020 survey cycle.

METHODOLOGY

Every tri-state area school is invited to participate. Overall, 38,753 students completed the localized version of the Pride Surveys Questionnaire between October 2019 and November 2019. Students in school the day(s) the survey was conducted, completed the survey. No surveys were conducted outside of the school building.

DEMOGRAPHICS

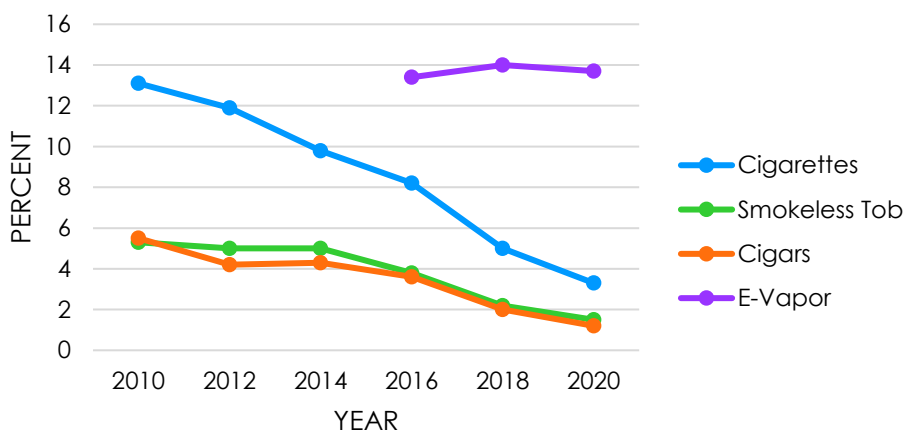
The data reported comes from a census of 77 public and private schools from the 7th-12th grade student population from Butler, Clermont, Hamilton, and Warren counties in Ohio. The racial/ethnic makeup of respondents is representative of the schools who participated.

Two Key Measures for Tobacco and other Nicotine Use

Measure	Cigarettes	Smokeless Tobacco	Cigars	Electronic-Vapor Products
Past 30-Day Use	3.3%	1.5%	1.2%	13.7%
Perception of Harm ¹	86.0%	81.5%	79.7%	69.1%

¹Percent responding harmful or very harmful

Past 30-Day Use of Cigarettes, Smokeless Tobacco, Cigars and Electronic-Vapor



2020 Past 30-Day Use of Electronic-Vapor Products by Grade

GRADE	PERCENT
7 th	4.7%
8 th	8.2%
9 th	11.3%
10 th	16.3%
11 th	21.6%
12 th	23.4%

Key Contact:

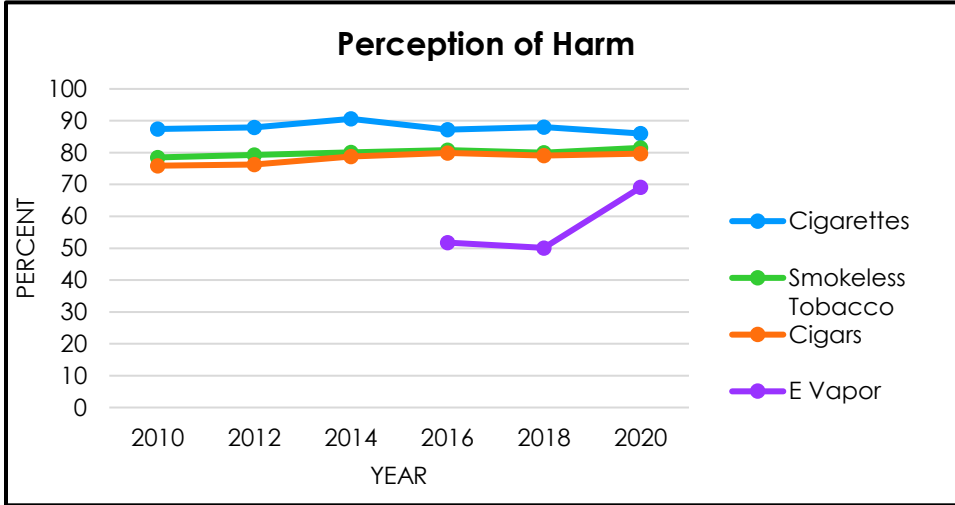
Sarah Sawmiller, Manager of Evaluation

MPH, OCPS, CHES

ssawmiller@prevention-first.org

TOBACCO & NICOTINE MISUSE BY YOUTH IN GREATER CINCINNATI

2020 STUDENT SURVEY



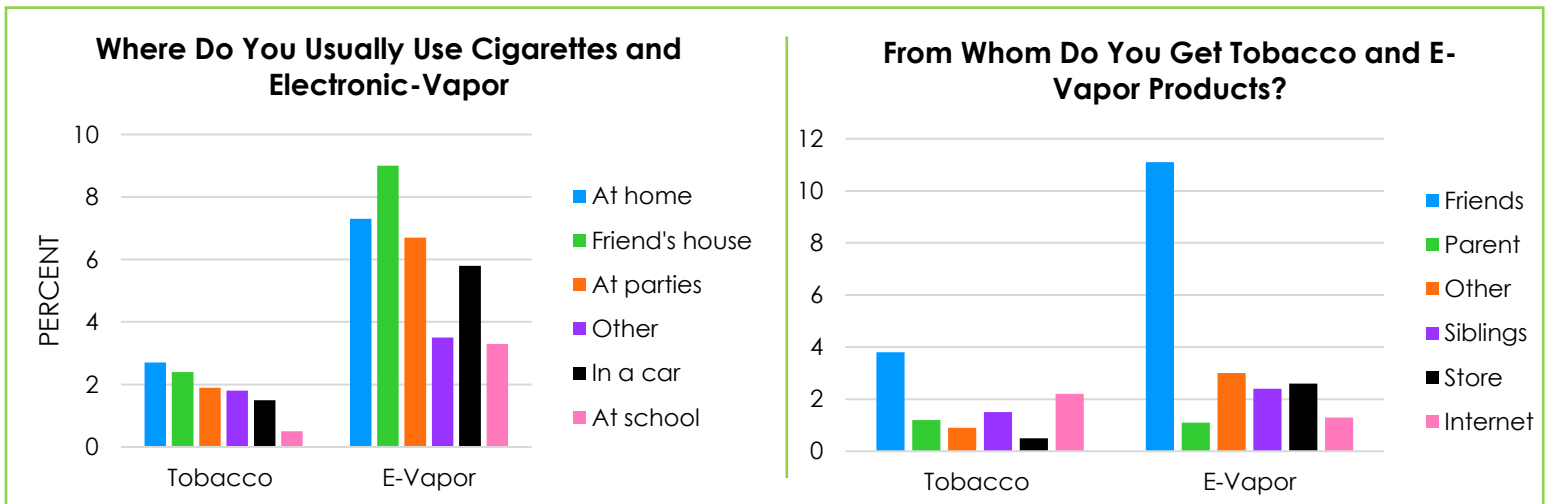
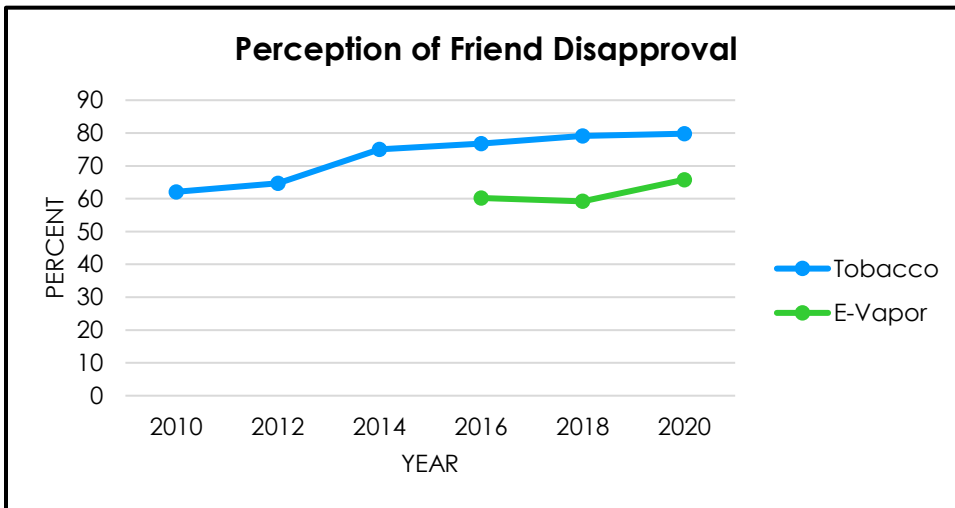
Age of First Use for Cigarettes is **13.1 years old**.

14.0% of students said that their friends use tobacco

Weekends were the most reported time for using Tobacco and E-Vapor Products.

Perception of **Parental Disapproval** is at **93.7%** for Tobacco and **91.4%** for E-Vapor

E-Vapor is perceived as the most **available** with **37.6%** of students reported them as fairly/very easy to obtain.



ADDITIONAL INFORMATION

Visit: www.prevention-first.org for topic summaries & regional finding for 2000 - 2020

Special thanks to: Charles H. Dater Foundation · Hamilton County MHR SB · Interact for Health · Louis and Louise Nippert Charitable Foundation · Ohio MHAS · PRIDE Surveys, Inc · Robert and Adele Schiff Family Foundation · School Participants · SAMHSA Federal CARA Grant · City of Cincinnati · PNC Charitable Funds · Western and Southern Foundation · Drees Foundation · PFI Board of Trustees · Local member coalitions and other county organizations who facilitated and funded the implementation of this survey.